

Samsung CLP series color laser printers offer the most complete solutions in the category. Fast, versatile and durable, they're packed with every feature you need to do business more brilliantly.

Superior Print Speeds Our color printers deliver all the speed you need, with the CLP-660ND printing up to 25 ppm in both black and color.

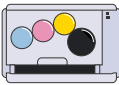

Higher Paper Capacity With one of the highest built-in paper capacities in the category, CLP-series printers let you print 350 pages without ever having to reload. And a second 500-sheet paper cassette is available for even greater capacity.

Powerful Processing The CLP-660ND incorporates a fast 533 MHz processor and SPGXm graphics processor with the capacity for up to 640 MB of memory.

Easy Integration Our CLP series printers come with easy install software drivers, and if you need the power of PostScript and PCL, the CLP-660ND has both emulators built-in.




Whisper-Quiet Operation With fewer moving parts, our exclusive technology allows our CLP-610ND to operate at a quiet 51 dBA, while our CLX-2160N and CLX-3160FN are even quieter at 49 dBA, making for a less hectic workplace.

Innovative Toner Bottles An easier, more elegant solution to bulky toner cartridges. Toner bottles are simple to remove. Simple to install. And they'll give you great results from the very first print to the last.

<p>Samsung CLP-300 Printers</p>  <p>With our exclusive NO NOIS™ engine design, the toner cartridges are fixed securely in place, resulting in easier, quieter, more reliable operation. * Fixed Toner Cartridges</p>	
<p>Competitors' Printers</p>  <p>The competitors' print process requires constant rotation of all toner cartridges, resulting in more difficult toner changes, excessive noise and lower reliability. * Rotating Toner Cartridges</p>	

Versatile Connectivity With High-speed USB 2.0 and 10/100Base-TX Ethernet interfaces, CLP series printers are ready for easy plug-and-print setup with almost any application (standard connectivity varies by model).

Color Laser Printers

	CLP-300/300N	CLP-610ND	CLP-660ND
			
	Big color in a compact printer. The CLP-300 is the smallest and lightest color laser printer in its class.	First page out in 20 seconds. Fast 21 ppm print speeds. 850-sheet capacity when using optional 500-sheet cassette. This network color laser printer is ready to work.	A network color laser printer that's ready to do any job quickly. Fast 25 ppm printing and a high duty cycle of 80,000 pages per month make it perfect for busy workgroups.
	Best for home and small office	Best for small and medium businesses	Professional Series
Printing			
Technology	Laser	Laser	Laser
Print Speed (Black/Color)	Up to 17 ppm/4 ppm	Up to 21 ppm	Up to 25 ppm
First Page Out (Black/Color) (From Ready)	Less than 14 seconds/26 seconds	Less than 20 seconds	Less than 14 seconds
Print Resolution	Up to 2400 x 600 dpi effective output	Up to 2400 x 600 dpi effective output	Up to 2400 x 600 dpi effective output
Processor	Samsung 300 MHz	Samsung 360 MHz	Samsung 533MHz and SPGXm graphics processor
Memory, Standard/Maximum	32 MB/64 MB	128 MB/384 MB	128 MB/640 MB
Duty Cycle (Black)	Up to 24,200 pages per month	Up to 65,000 pages per month	Up to 80,000 pages per month
Print Language	SPL-C (host-based printing)	SPL-C (host-based printing)/PCL6	SPL-C (host-based printing)/PCL 6, PostScript Level 3
Color Profile	ICC Technology	ICC Technology	ICC Technology
Connectivity			
Connectivity, Standard	CLP-300: High-speed USB 2.0 CLP-300N: High-Speed USB 2.0, 10/100 Base-TX Ethernet	High-speed USB 2.0, 10/100 Base-TX Ethernet	High-speed USB 2.0, 10/100 Base-TX Ethernet
Paper Handling			
Input Capacity, Standard	150-sheet semi-cassette tray	250-sheet cassette, 100-sheet multipurpose tray	250-sheet cassette, 100-sheet multipurpose tray
Input Capacity, Optional	N/A	500-sheet cassette	500-sheet cassette
Output Capacity, Standard (Face-Down, Face-Up)	100 sheets	200-sheets, 1-sheet	200-sheets, 1-sheet
Two-Sided Printing	Manual	Automatic	Automatic
Media Sizes	3" x 5" to 8.5" x 14" (legal)	3" x 5" to 8.5" x 14" (legal)	3.5" x 5.5" to 8.5" x 14" (legal)
Media Weights	16 - 43 lb.	Cassettes: 16 - 28 lb., multipurpose tray: 16 - 43 lb.	Cassette: 16 - 28 lb., multipurpose tray: 16 - 43 lb.
Supported Operating Systems			
Microsoft® Windows®	Windows 98, Me, 2000, XP, 2003, Vista	2000, XP, 2003 Server, Windows Vista™	2000, XP, 2003 Server, Windows Vista™
Mac OS®	OS 10.3 - 10.4	OS 10.3 - 10.4 (TCP/IP only)	OS 10.3 - 10.4 (TCP/IP only)
Linux®	Red Hat 8.0-9.0, Fedora Core 1-3, Mandrake 9.2-10.1, SuSE 8.2-9.2	Fedora Core, Red Hat, Mandrake, SuSE	Fedora Core, Red Hat, Mandrake, SuSE
Other	CLP-300N: NetWare (5.x, 6.x), HP-UX, Solaris, SunOS, SCO UNIX	NetWare (5.x, 6.x), HP-UX, Solaris, SunOS, SCO UNIX	NetWare (4.x, 5.x, 6.x), HP-UX, Solaris, SunOS, SCO UNIX
General			
Acoustics (Printing, Standby)	Less than 49 dBA, less than 35 dBA	Less than 51 dBA, 29 dBA	Less than 53 dBA, less than 29 dBA
Power (Printing, Power Save)	Less than 350 watts, less than 17 watts	Less than 450 watts, 35 watts	600 watts, 35 watts
Dimensions (W x D x H)	15.4" x 13.5" x 10.4"	17" x 17" x 16.8"	17" x 17" x 16.8"
Weight	30.0 lbs.	56.4 lbs.	56.4 lbs.
Supplies			
Toner Yield (Black, Color)	Up to 2,000 pages, 1,000 pages	Up to 2,500/2,000 pages	Up to 2,500/2,000 pages
Black Toner	CLP-K300A (2,000 pages)	CLP-K660A (Up to 2,500 pages), CLP-K660B (Up to 5,500 pages)	CLP-K660A (Up to 2,500 pages), CLP-K660B (Up to 5,500 pages)
Cyan Toner	CLP-C300A (1,000 pages)	CLP-C660A (Up to 2,000 pages), CLP-C660B (Up to 5,000 pages)	CLP-C660A (Up to 2,000 pages), CLP-C660B (Up to 5,000 pages)
Magenta Toner	CLP-M300A (1,000 pages)	CLP-M660A (Up to 2,000 pages), CLP-M660B (Up to 5,000 pages)	CLP-M660A (Up to 2,000 pages), CLP-M660B (Up to 5,000 pages)
Yellow Toner	CLP-Y300A (1,000 pages)	CLP-Y660A (Up to 2,000 pages), CLP-Y660B (Up to 5,000 pages)	CLP-Y660A (Up to 2,000 pages), CLP-Y660B (Up to 5,000 pages)
Other Supplies	Waste Toner Container CLP-W300A, Page yield: up to 5,000 black, up to 1,250 color pages Imaging Kit CLP-R300A, Yield: up to 20,000 black, up to 12,500 color pages	Toner Belt CLP-T660A, Yield: Up to 50,000 images	Toner Belt CLP-T660B, Yield: Up to 50,000 images
Accessories			
Second Paper Cassette	N/A	CLP-S660A (500 sheets)	CLP-S600A (500 sheets)
Memory Upgrade Options	N/A	CLP-MEM101/102 (128/256MB)	CLP-MEM101/102/103 (128/256/512MB)